


# World Trade Report 2014

Trade and development: recent trends and the role of the WTO



**Download  
the app  
today.**

## Welcome to the World Trade Report 2014

The World Trade Report is an annual publication that aims to deepen understanding about trends in trade, trade policy issues and the multilateral trading system.

The 2014 World Trade Report is split into two main parts. The first is a brief summary of the trade situation in 2013 and early 2014. The second part looks at recent trends in trade and development and the role of the WTO.

Tap to navigate section by section.



### Data

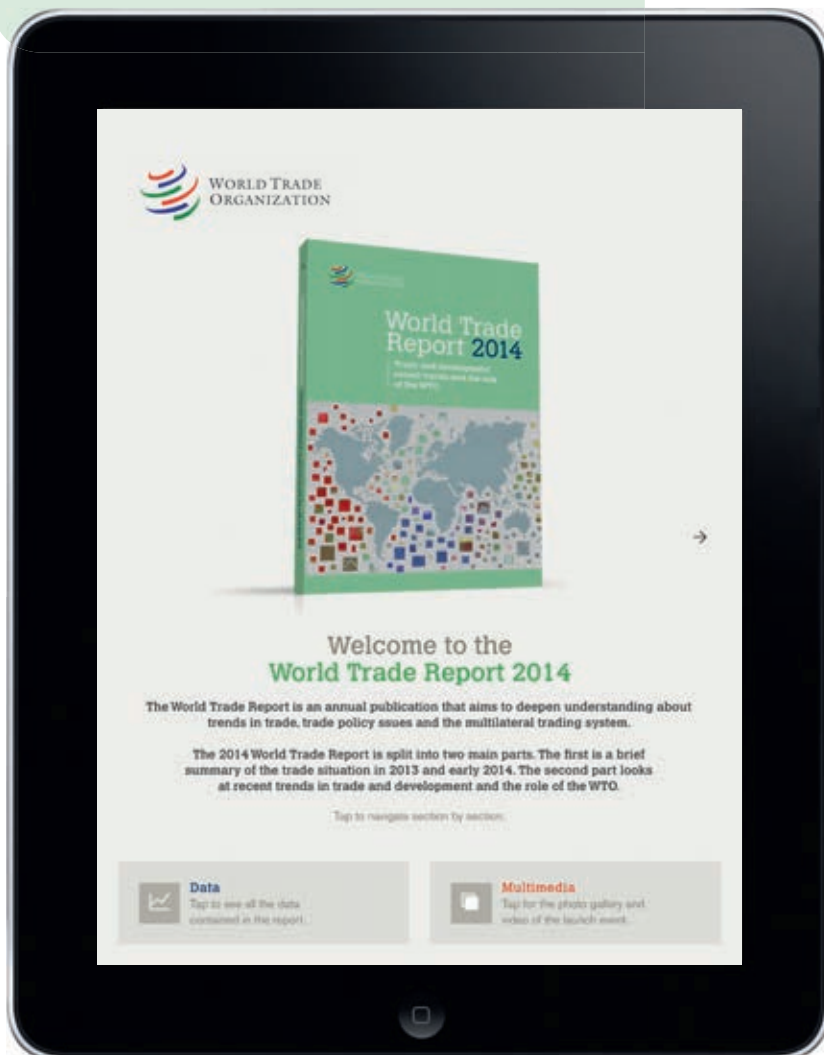
Tap to see all the data contained in the report.



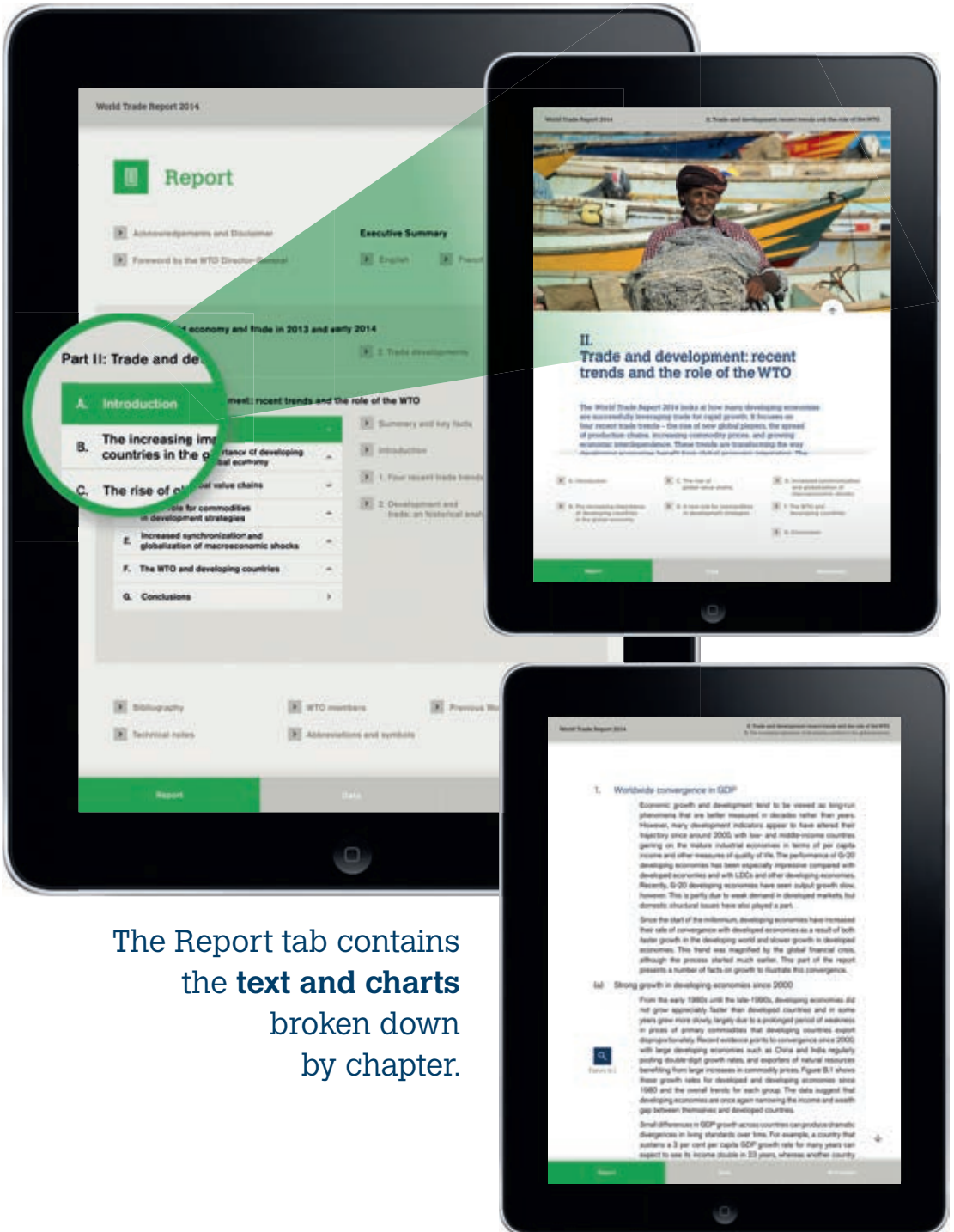
### Multimedia

Tap for the photo gallery and video of the launch event.

The WTO flagship publication, the World Trade Report 2014, is now available as an app. This includes the full text of the Report plus the underlying data for all charts and tables contained in the Report. It also contains a video and photos of the launch event. The app can be downloaded for viewing on your iPad or Android tablet.



An interactive landing page links to the **text** of the Report plus **underlying data** and **multimedia features**.



The Report tab contains  
the **text and charts**  
broken down  
by chapter.

World Trade Report 2014

**Data**

**Part I: The world economy and trade in 2013 and early 2014**

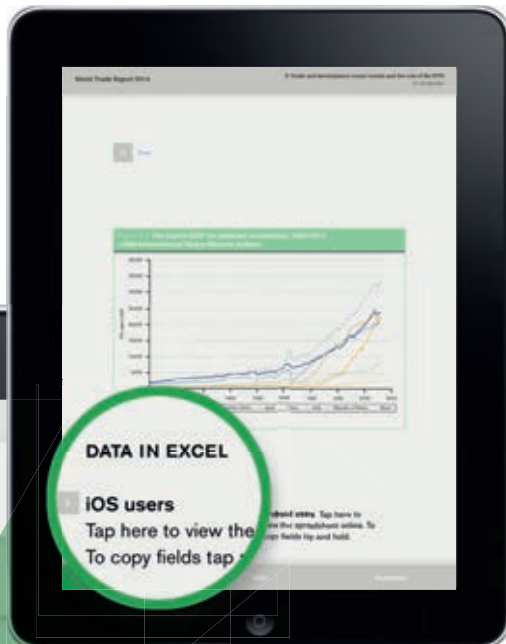
- Figures
- Tables
- Appendix figures
- Appendix tables

**Part II: Trade and development: recent trends and the role of the WTO**

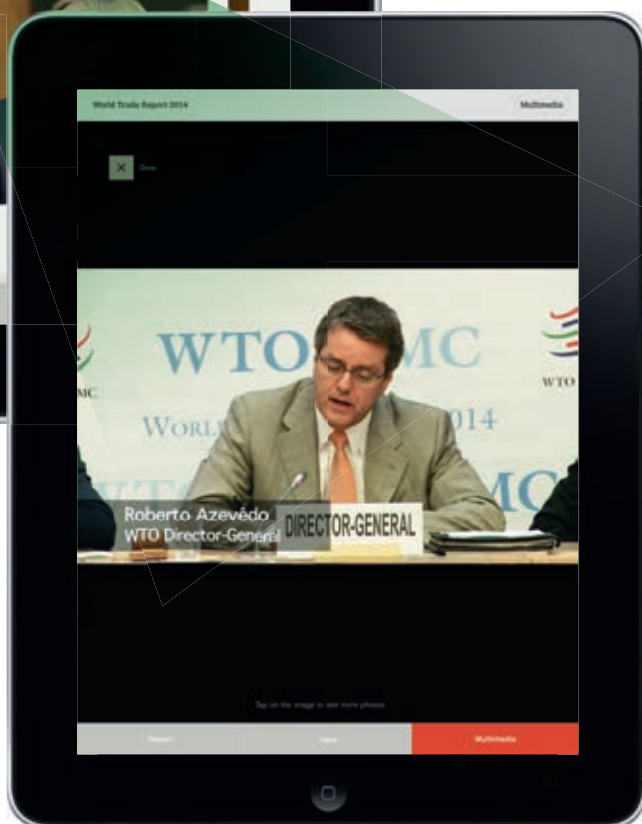
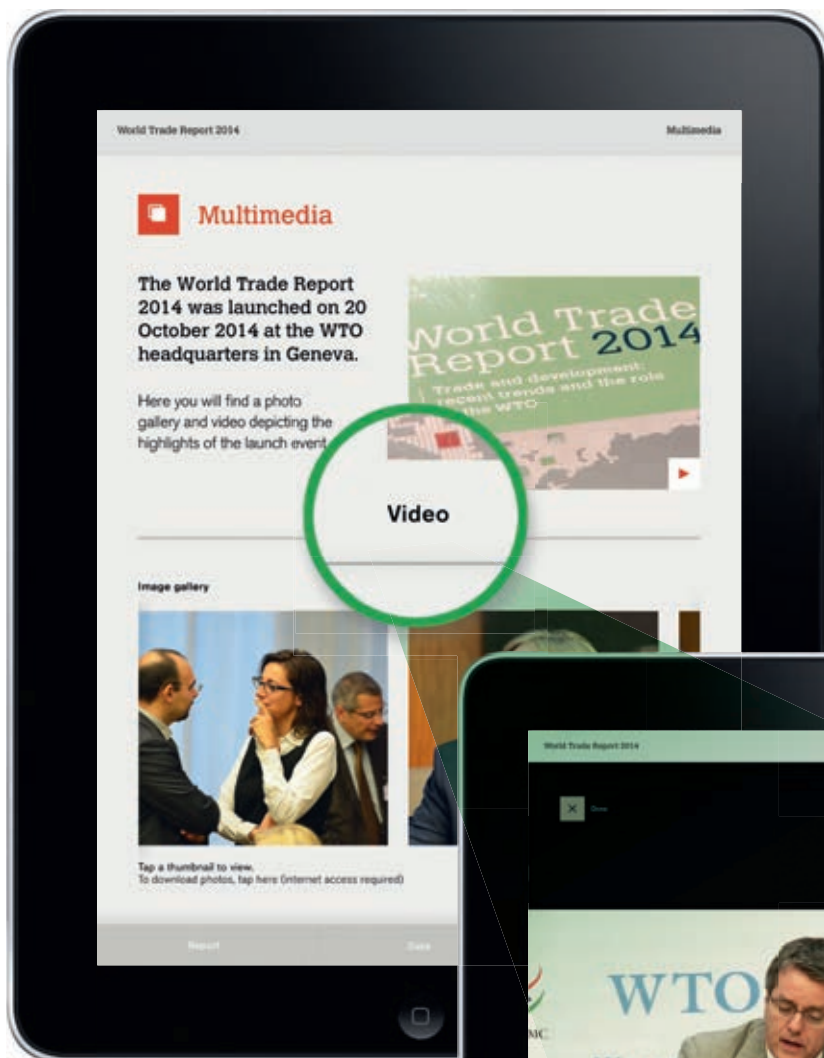
- A. Introduction**
- B. The increasing importance of developing countries in the global economy
- C. The rise of global value chains
- D. A new role for commodities in development strategies
- E. Increased synchronization and globalization of macroeconomic shocks
- F. The WTO and developing countries
- G. Conclusions

**Figures**

- Figure A.1 Per capita GDP
- Figure A.2 Per capita GDP selected economies
- Figure A.3 Per capita GDP selected economies, 1970-2010
- Figure A.4 Per capita GDP selected economies, 1970-2010



The image shows a tablet screen displaying a large table of data. The table is organized into several columns, with the first column containing a long list of numbers. The subsequent columns contain various numerical values, some of which are formatted with commas as thousands separators. The data appears to be a detailed report or a list of figures, possibly related to finance or statistics. The tablet is held by a hand, and the background is dark.



See video and photos of the launch event by clicking on the multimedia tab.



The **World Trade Report** is an annual publication that aims to deepen understanding about trends in trade, trade policy issues and the multilateral trading system.

The **World Trade Report 2014** looks at how four recent major economic trends have changed how developing countries can use trade to facilitate development: the economic rise of developing economies, the growing integration of global production through supply chains, the higher prices for agricultural goods and natural resources, and the increasing interdependence of the world economy. It also looks into what role the WTO can play.

Printed copies of the Report are available from the WTO Bookshop, the WTO Online Bookshop, and through other distribution channels.

#### **WTO Bookshop**

Centre William Rappard  
154, rue de Lausanne  
Geneva, Switzerland  
Tel: +41 (22) 739 51 05  
[www.wto.org/bookshop](http://www.wto.org/bookshop)

#### **WTO Online Bookshop**

<http://onlinebookshop.wto.org>  
Tel: +41 (22) 739 53 08  
Fax: +41 (22) 739 57 92  
[publications@wto.org](mailto:publications@wto.org)

The World Trade Report 2014 app can be downloaded from the App Store and Google Play for viewing on your iPad or Android tablet.

